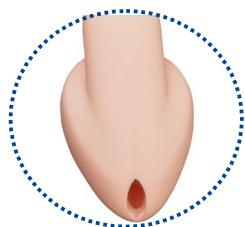


BlockBuster® Laryngeal Mask Airway

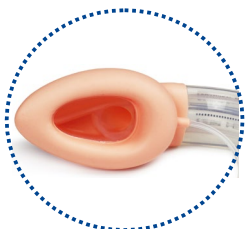
Smooth ETT Exchange



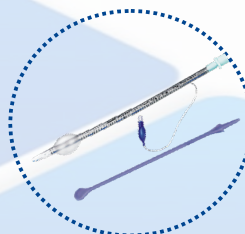
Drainage Tube



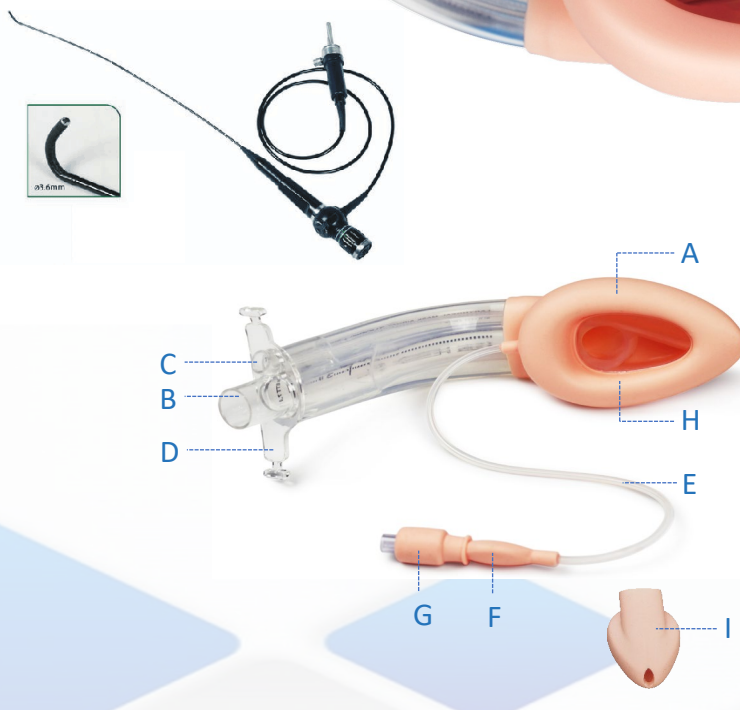
Connector



Guidance Device



BlockBuster® ETT



- A- Mask
- B- Airway
- C- Gastric Access Channel
- D- Four-way Connector
- E- Inflation Line
- F- Inflation Pilot Balloon
- G- Check Valve
- H- ET Tube Guide Device
- I- Dorsal Cuff

BlockBuster[®] Laryngeal Mask Airway

- **Silicone Material:** It has features of flexibility and biocompatibility with silicone material.
- **Dual Safety:** Gastric tube can be inserted into BlockBuster[®] to prevent gastric reflux risk of aspiration. The design of ventilation tube and guidance device makes it easy to exchange to ET tube.
- **Good Seal and Long-Term Ventilation:** The design of ventilation mask conforms to anatomy and the dorsal cuff can help in achieving good seal and long-time ventilation.
- **Easy to Insert and Fix:** The curve of BlockBuster[®] is designed for rapid blind insertion. Four-way connector makes it easy to fix after placement.
- **BlockBuster[®] Endotracheal Tube** Being equipped with patented BlockBuster[®] Endotracheal Tube with soft parker pen tip and exchange guide can enhance success rate of intubation.
- **Four-Way Connector:** makes it easy to fix after placement with the help of the strap provided.
- **Integrated Bite Block** prevents airway occlusion. The design of bite block can prevent the tube from being bitten.
- **Sputum Collection Device** can collect small quantity of sputum.
- **The design of inlet and outlet of gastric access channel** is easy for gastric tube insertion.
- **Airway Tube:** More than 95 degree angulated short airway tube provides easy insertion and matches oropharyngeal curve.
- **Guidance Device** allows ET Tube to direct towards laryngeal opening at 30-degree angle, which enhances success rate of endotracheal intubation.

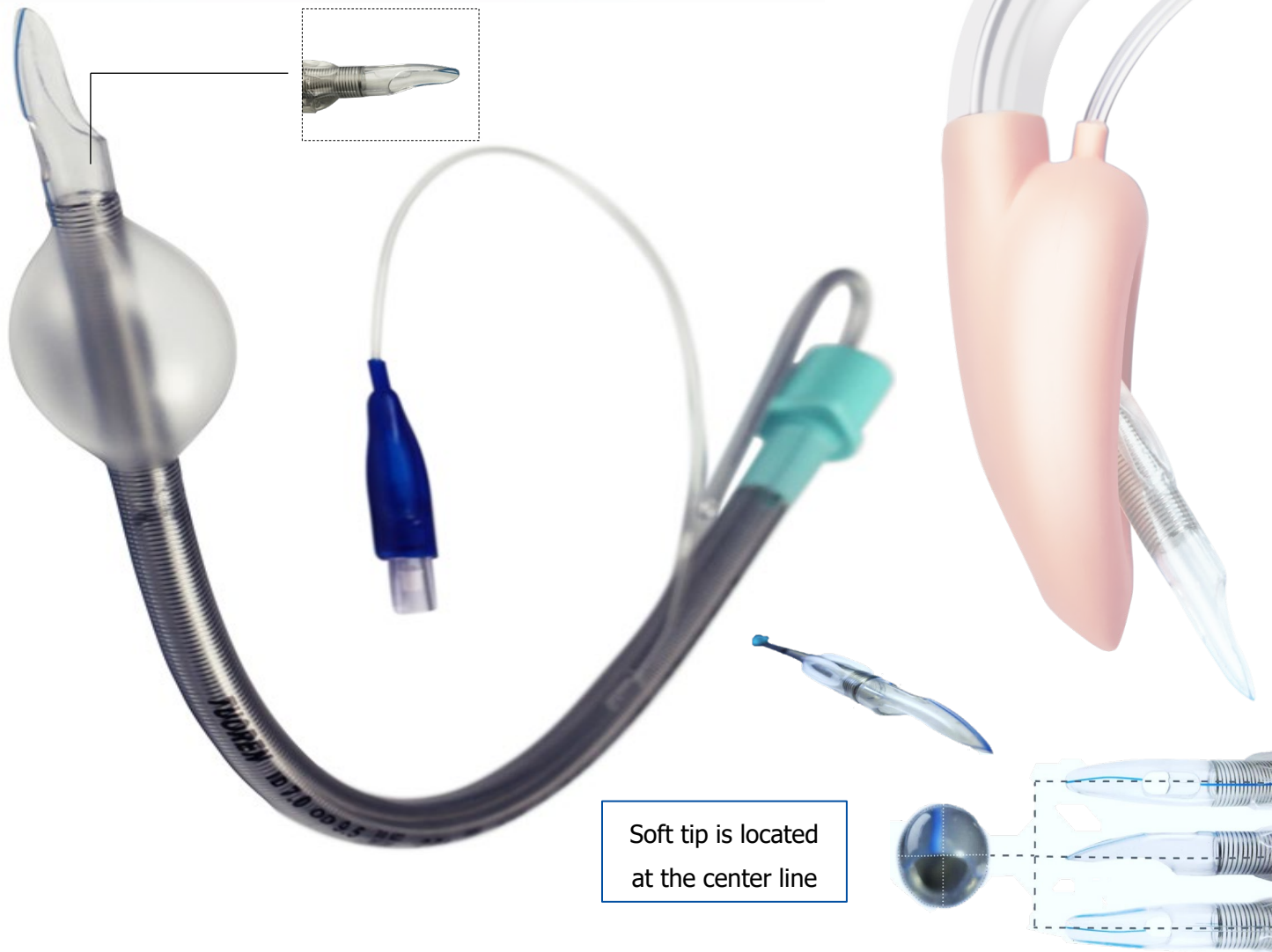
Scope of Application

Emergency Department, Anesthesia Department, ICU

Available Sizes 1.0#, 1.5#, 2.0#, 2.5#, 3.0#, 4.0#, 5.0#

Name	Size	Applicable Patient Weight	Volume of Air	BlockBuster ETT (ID)	Bronchoscope	Gastric Tube
BlockBuster [®] Laryngeal Mask Airway	1	<5 kg	4ml	3.5mm	3.0mm	6Fr
	1.5	5 kg-10 kg	7ml	4.0mm	3.0mm	8Fr
	2	10 kg-20 kg	10ml	5.0mm	3.0mm	10Fr
	2.5	20 kg- 30kg	14ml	5.5mm	3.0mm	12Fr
	3	30 kg-50 kg	20ml	7.0mm	5.7mm	16Fr
	4	50 kg- 70 kg	30ml	7.5mm	5.7mm	16Fr
	5	70 kg- 100 kg	40ml	8.0mm	5.7mm	16Fr

BlockBuster® Endotracheal Tube



- **Soft tip** is in central line of the tube and easy for self-guiding.
- **Block ETT is straightly wire reinforced tube with:**
 - Flexible tip
 - Posteriority facing
 - Tip ends in middle
- **The whole tip** plays a role of self-guidance, which can reduce difficulty of intubation and improve success rate of intubation.
- **Reinforced tube** minimizes damage to glottis.
- **Used** together with **BlockBuster** LMA, equipped with **BlockBuster** ETT, success rate of intubation becomes higher.

Ph: +91 (0124) 400 3250

Email: info@tuoren.in

Add: #1712, 17th Floor Tower-B, Emaar Digital Greens,
Sector -61, Golf Course Ext. Road , Gurgaon, 122011.

TUORen
www.tuoren.in